

HOLLER IIIII



CAMPING
SULMSEE

Architecture

Boundless Variety and Distinguished Design

Version 2023 (1st ed.)

DESIGN OPTIONS

You have a very precise idea of how your gate should look like. However, the on-site ground conditions are very challenging? As an experienced manufacturer of gates and fences, we spare no efforts to meet and exceed our expectations. We welcome your ideas and suggestions, and are eager to turn your visions into reality.



Round or square shapes, LED or laser cut:
Gates and fences with character are real eye-catchers. Our solutions are available in a wide range of sizes to meet your design needs. Solely the laws of statics limit our capabilities.



We use mechanical and electrical components of proven quality. Convenient operation and elegant design give you pleasure every single day.



Our engineering team addresses the technical implementation of your requirements. All designs are executed in elaborate 2D or 3D graphics.



We combine aluminium with different materials such as corten steel, glass or stainless steel. As a result, each product reflects genuine craftsmanship, exceptional care and maximum precision.

POWDER COAT FINISH

- ✓ Large selection of standard and special colours
- ✓ Easy-care
- ✓ Scratch-proof
- ✓ Weather-resistant
- ✓ Low-maintenance
- ✓ Beauty for many years



COLOUR CHART

RAL standard, matt

RAL 5010 Gentian Blue	RAL 6005 Moss Green	RAL 6009 Fir Green	RAL 7016 Anthracite Grey	RAL 7030 Stone Grey
RAL 7040 Window Grey	RAL 7047 Telegrey 4	RAL 8001 Ochre Brown	RAL 9005 Jet Black	RAL 9006 White Aluminium
RAL 9010 Pure White	RAL 9016 Traffic White			

Micro structure

RAL 6005 Moss Green	RAL 7016 Anthracite Grey	RAL 7040 Window Grey	RAL 7047 Telegrey 4	RAL 7030 Stone Grey
RAL 8001 Ochre Brown	RAL 8014 Sepia Brown	RAL 9006 White Aluminium	RAL 9010 Pure White	

Architecture mica colours

Light Grey	Silver
Dark Grey	Brown
Graphite Grey	Dark Green

Other RAL colours are available upon request.

BIONIK - SELF-CLEANING SURFACE NATURE AND TECHNOLOGY FORM A PERFECT SYMBIOSIS

As nature shows us in the self-cleaning lotus leaves, the same effect can be achieved by coating with micro-structure and architecture mica colours.

The effect of self-cleaning is obtained by the HYDROPHOBIC double structure of the surface. This microscopic and nanoscopic architecture of the surface minimises the adhesion of dirt particles.

The colours shown here may differ from the actual colours of the coating.



PLAIN SHEET METAL



Model PLAIN SHEET METAL B9, covering frame on both sides
Sliding gate, letterbox and intercom column
Drive system: HOLLER H250

Model PLAIN SHEET METAL guarantees maximum security and protection. Timeless elegance in design gives your home a special and unique touch. Single colour or multicolour versions, infills on both sides available upon request, visible or concealed mounting.



Picture 2

- Model PLAIN SHEET METAL B3, covering frame on both sides
- Pedestrian gate with gap fillers, letterbox and intercom column



Picture 3

- Model PLAIN SHEET METAL B5, covering frame on both sides, with transom
- Sliding gate, pedestrian gate with gap fillers, fence, letterbox column
- Drive system: HOLLER H100



Picture 1


Decorative elements



Circle



Rhombus



Square



Circle, convex



Picture 4

- Model PLAIN SHEET METAL B5, covering frame on both sides
- Sliding gate with stainless steel house number
- Drive system: HOLLER H100



Picture 5

- Model PLAIN SHEET METAL B1, centrally built into frame, decorative element "Rhombus" affixed
- Sliding gate, pedestrian gate with gap fillers
- Drive system: HOLLER H100



Picture 6

- Model PLAIN SHEET METAL B3, covering frame on both sides
- Double leaf swing gate, central partition, pedestrian gate with gap fillers, letterbox and intercom column
- Drive system: HOLLER H35-2

AMSTERDAM



Model AMSTERDAM, slat 150
Sliding gate, pedestrian gate with gap fillers, letterbox, parcel box and intercom column
Drive system: HOLLER H60

Add a Nordic touch to your gate and fence system. The timeless design of model AMSTERDAM embodies linear simplicity and perfectly complements modern architecture. The slat spacing can be freely selected and is available up to a height of 2.5 m. Perfect privacy protection comes included.



Picture 2

- Model AMSTERDAM, slat 80, covering frame
- Fence



Picture 3

- Model AMSTERDAM, slat 40
- Bi-parting sliding gate
- Drive system: HOLLER H100



Picture 1


Design



80 mm



120 mm



150 mm

and many more...



Picture 4

- Model AMSTERDAM, slat 80, covering frame
- Double leaf swing gate with affixed house number, asymmetric partition
- Drive system: HOLLER H30-2



Picture 5

- Model AMSTERDAM, slat 80, covering frame, two-coloured
- 2x sliding gate, pedestrian gate and fence
- Drive system: HOLLER H120



Picture 6

- Model AMSTERDAM, slat 120
- Sliding gate, letterbox and intercom column
- Drive system: HOLLER H100



Picture 7

- Model AMSTERDAM, slat 60, covering frame
- Double leaf swing gate, central partition, pedestrian gate, letterbox column
- Drive system: HOLLER H30-2

CORTEN STEEL



Model CORTEN STEEL B3, covering frame on both sides
Double leaf swing gate, central partition, laser cut "free form design" and LED lighting
Drive system: HOLLER H50-2

The increased resistance of corten steel, sometimes known as weathering steel, to atmospheric corrosion makes this material a great choice for our products. The layer protecting the surface develops and regenerates continuously when subjected to the influence of weather. The steel is allowed to rust in order to form the protective coating. Exposed to the elements, this process can take one to three years. Relying on the strength and precision of steel, the textural rusted appearance of corten steel reflects a characteristic patina in earthy and warm colour shades.



Picture 2

- Model CORTEN STEEL B3, covering frame on both sides
- Single leaf swing gate
- Drive system: HOLLER H30-1



Picture 3

- Model CORTEN STEEL B9, covering frame on both sides
- Sliding gate
- Drive system: HOLLER H100



Picture 1



Picture 4

- Model CORTEN STEEL B2
- Double leaf swing gate, central partition, pedestrian gate, intercom column
- Drive system: HOLLER H30-2



Picture 5

- Model CORTEN STEEL B9, covering frame on both sides
- Telescopic sliding gate and letterbox column
- Drive system: HOLLER H250



Picture 6

- Model CORTEN STEEL B9, covering frame on both sides
- Sliding gate
- Drive system: HOLLER H120



Picture 7

- Model CORTEN STEEL B9, covering frame on both sides
- Sliding gate with fence
- Drive system: HOLLER H100

GLASS



Model GLASS, clear glass with affixed logo
Bi-parting sliding gate without divider
Drive system: HOLLER H250

Picture 1

Let's be crystal clear: Sophisticated glass design and high-quality aluminium is a combination that blends perfectly with the surrounding area. Glass is weather-resistant, durable and low-maintenance. Choose a hallmark entrance for your home or business.



Picture 2

- Model GLASS, clear glass
- Fence



Picture 3

- Model GLASS, milk glass
- Sliding gate on sloping ground with integrated letterbox
- Drive system: HOLLER H250

Design



Clear glass



Milk glass



Crash glass



Wired glass

LAMELLA



- Model LAMELLA
- Sliding gate, pedestrian gate and letterbox column
- Drive system: HOLLER H60

Picture 4

An original and distinguished visual protection for your property. The aesthetically pleasing decorative grooves of the lamellae add unique character and discreet structure to gates and fences. Model LAMELLA is used wherever privacy needs protection.



Picture 5

- Model LAMELLA
- Fence



Picture 6

- Model LAMELLA, vertical in frame
- Sliding gate, pedestrian gate with gap fillers, fence, letterbox and intercom column
- Drive system: HOLLER H100

Design





Model PERFORA Q20
Sliding gate and pedestrian gate
Drive system: HOLLER H250

Choose among our excellent gates and fences to build the most suitable perimeter around your property. A wide variety of perforation and punching patterns allow for custom-made solutions which aesthetically enhance the appearance of your object.



Picture 2

- Model PERFORA Q40
- Sliding gate
- Drive system: HOLLER H100




Picture 3

- Model PERFORA Q10
- Sliding gate with straight bracing
- Drive system: HOLLER H100




Picture 1


Design



Ø 10 staggered



Ø 20 staggered



Q10 square



Q20 square

and many more...



Picture 4

- Model PERFORA Q20
- Sliding gate with house number, laser cut, intercom column
- Drive system: HOLLER H100



Picture 5

- Model PERFORA Ø20
- Sliding gate, stainless steel house number
- Drive system: HOLLER H100



Picture 6

- Model PERFORA Q10
- Pedestrian gate, letterbox and intercom column



Picture 7

- Model PERFORA Q20
- Fence



Model CUMERA 100, two-coloured
Fence and sliding gate

Wickerwork, Latin cumera, made of willow poles and wooden slats was used for thousands of years as fencing and privacy protection in various cultures around the world. We have rediscovered this design and manufacture decorative elements or privacy fences in three slat sizes. The coloured aluminium slats are woven over coated or decorative stainless steel bars, adding a highly sophisticated touch to this model.



Picture 2

- Model CUMERA 60
- Sliding gate
- Drive system: HOLLER H60




Picture 3

- Model CUMERA 80
- Fence



Picture 1

Design



Slat width

60 mm

80 mm

100 mm



Picture 4

- Model CUMERA 60
- Sliding gate
- Drive system: HOLLER H60



Picture 5

- Model CUMERA 80
- Sliding gate, pedestrian gate, fence, letterbox column
- Drive system: HOLLER H100



Picture 6

- Model CUMERA 80
- Fence

MILLING



Model PLAIN SHEET METAL B3, milling "free form design"
Bi-folding speed gate Quattro Premium
Drive system: HOLLER H250

Be a creative trendsetter - add an extravagant touch to your home. All milling work is carried out in our own factory using modern high-tech processes. Our high-precision tools allow a milling depth of 1.5 mm with a sheet thickness of 2 mm.



Picture 2

- Model PLAIN SHEET METAL, milling "logo"
- Sliding gate
- Drive system: HOLLER H100



Picture 3

- Model PLAIN SHEET METAL B3, covering frame on both sides, milling "logo and free form design"
- Double leaf swing gate, asymmetric partition
- Drive system: manual



Picture 1



Picture 4

- Model PLAIN SHEET METAL B3, "milling grooves"
- Double leaf swing gate, central partition
- Drive system: HOLLER H35-2



Picture 5

- Model PLAIN SHEET METAL B5, milling "logo"
- Sliding gate
- Drive system: HOLLER H100

Design

- *Bows, circles, figures, signs, geometric forms and patterns*
- *Logos, vector graphics, letters - from the digital template to the finished product*



Picture 6

- Model PLAIN SHEET METAL forged aluminium, milling "logo"
- Double leaf swing gate, central partition, magnetic lock and lifting hinges
- Drive system: HOLLER H50-2



Picture 7


- Letterbox column, milling "free form design"



Model PLAIN SHEET METAL B3, covering frame, laser cut with sheet metal, coat of arms with LED lighting
 Single leaf swing gate and intercom column
 Drive system: HOLLER H30-1

Picture 1

From warm white to bright colourful tones. Illuminate the frame or light up your logo with integrated LED lighting. Complete the unique design of your gate with stylish and elegant LED lighting that compliments your property and highlights its rich architectural features.



Picture 2

- Model PLAIN SHEET METAL B1, centrally built into frame, foil print and LED lighting
- Sliding gate
- Drive system: HOLLER H250



Picture 3

- Model GALAXY, affixed logo and LED lighting
- Sliding gate with rounded corners
- Drive system: HOLLER H100


LASER CUT



Model PLAIN SHEET METAL, laser cut open and "free form design"
Single leaf swing gate
Drive system: HOLLER H30-1

Picture 4

Create a positive first impression with visitors. Truly personalise your gate or fence with your logo or company name. Laser cutting produces a highly detailed and precise finish. Additional LED lighting adds a distinguished character to your logo. There are no limits to your creativity.



Picture 5

- Model PLAIN SHEET METAL B5, covering frame on both sides, coloured LED background lighting
- Sliding gate
- Drive system: HOLLER H120



Picture 6

- Model PLAIN SHEET METAL B3, covering frame on both sides, milling open and "free form design"
- Single leaf swing gate
- Drive system: HOLLER H30-1

CASSETTE



Model CASSETTE, open with spacers
Sliding gate
Drive system: HOLLER H120

Thanks to their elegant design combination of solid and smooth surfaces, cassettes are perfectly suited for efficient privacy protection. Cassettes are provided in closed design or open design with spacers. Each gate is a unique piece of craftsmanship, custom-made to meet your requirements.



Picture 2

- Model CASSETTE, closed
- Double leaf swing gate with gap fillers, central partition, letterbox and intercom column
- Drive system: HOLLER H30-2



Picture 3

- Model CASSETTE, open
- Sliding gate, pedestrian gate with gap fillers
- Drive system: HOLLER H100



Picture 1

Design



Open



Closed



Picture 4

- Model CASSETTE, closed
- Sliding gate
- Drive system: HOLLER H100



Picture 5

- Model CASSETTE, open with stainless steel spacers
- Sliding gate
- Drive system: HOLLER H250



Picture 6

- Model CASSETTE, closed
- Sliding gate, pedestrian gate with gap fillers
- Drive system: HOLLER H100

STOCKHOLM



Model STOCKHOLM
Sliding gate and pedestrian gate, control and intercom columns
Drive system: HOLLER H250

Picture 1

In the 1950s and 1960s, expanded metal mesh was considered the classic protective grid par excellence. In recent years, this design has experienced a huge surge in popularity. Expanded metal mesh can introduce texture and style to any architectural project. Whether old or ultra-modern new buildings - expanded metal mesh is inspiring and of timeless quality.



Picture 2

- Model STOCKHOLM
- Sliding gate
- Drive system: HOLLER H100



Picture 3

- Model STOCKHOLM, two-coloured
- Sliding gate with straight bracing, pedestrian gate, fence
- Drive system: HOLLER H250


SLOPING GROUND



Model PLAIN SHEET METAL B9, covering frame on both sides
Sliding gate and fence on sloping ground, pedestrian gate
Drive system: HOLLER H250


Picture 4

Challenging installations such as sloping ground are easily managed. We adapt the motorisation and safety devices of our gates to suit application on uneven ground. All sliding gates are equipped with reliable fail-safe protection devices which prevent accidental operation of the gate when unlocked, whilst ensuring a smooth and quiet operation.



Picture 5

- Model BERLIN and PLAIN SHEET METAL
- Double leaf swing gate on sloping ground
- Drive system: HOLLER H50-2



Picture 6

- Model AMSTERDAM, slat 150, covering frame
- Sliding gate on sloping ground
- Drive system: HOLLER H120




Picture 1

- Model PLAIN SHEET METAL B9, covering frame on both sides, foil print
- Sliding gate
- Drive system: HOLLER H120



Picture 2

- Wire mesh rhombus
- Sliding gate, pedestrian gate, letterbox column
- Drive system: HOLLER H100




Picture 3

- Bars in different widths
- Double leaf swing gate, asymmetric partition, letterbox and intercom column
- Drive system: HOLLER H30-2



Picture 4

- Copper sheet in cassette design, covering frame on both sides
- Double leaf swing gate, asymmetric partition
- Drive system: HOLLER H35-2



Picture 5

- Forged aluminium
- Single leaf swing gate
- Drive system: HOLLER H30-1



Picture 6

- Sliding gate on sloping ground, pedestrian gate with wood panelling, intercom column
- Drive system: HOLLER H100



Picture 1

- Infill herringbone pattern, non transparent, slat 80 x 20, convex bow
- Double leaf swing gate, pedestrian gate
- Drive system: HOLLER H30-2



Picture 2

- Model PLAIN SHEET METAL B9, anodised aluminium sheets up to bracing
- Sliding gate, letterbox and intercom column
- Drive system: HOLLER H100




Picture 3

- Model PLAIN SHEET METAL B1, affixed design
- Single leaf swing gate, letterbox and intercom column
- Drive system: HOLLER H30-1



Picture 4

- Model CASSETTE B9, divided, covering frame, 4 equal height panels, special catch post 400 x 400
- Sliding gate, pedestrian gate with gap fillers, fence, letterbox and intercom column
- Drive system: HOLLER H120



Picture 5

- Wood and perforated sheet infills, built into frame
- Sliding gate, pedestrian gate, letterbox and intercom column
- Drive system: HOLLER H100



Picture 6

- Flat-profile aluminium 40 x 10, covering frame
- Single leaf swing gate, pedestrian gate
- Drive system: HOLLER H50-1




Picture 1

- Model PERFORA, marble decorative elements, stainless steel spacers
- Sliding gate, pedestrian gate, letterbox and intercom column
- Drive system: HOLLER H100




Picture 2

- FunderMax boards, stone decor
- Sliding gate
- Drive system: HOLLER H100



Picture 3

- Bar 80 x 20
- Sliding gate, convex bow
- Drive system: HOLLER H100



Picture 4

- Laser cut "free form design"
- Single leaf swing gate, pedestrian gate, letterbox and intercom column
- Drive system: HOLLER H30-2



Picture 5

- Sheet metal with laser cut "free form design"
- Sliding gate
- Drive system: HOLLER H100



Picture 6

- Slat 40 x 20, covering bracing and frame on both sides, different slat spacings
- Sliding gate
- Drive system: HOLLER H120

LETTERBOX COLUMNS

Letterbox columns give a prestigious and beautiful look to any property. Our custom-made letterbox columns are characterised by noble simplicity and high functionality.

You can further increase functionality by adding a parcel box to the column. The column can accommodate any type and combination of intercom modules, transforming it into a modern information terminal and access control.



1:: Flush mount flap. Stainless steel house number



2:: Stainless steel flap, milled house number and name, combined with intercom column



3:: Flush-mount flap, house number in laser cut, open



4:: Stainless steel flap, combined with intercom column



5:: Flush-mount flap made of anodised aluminium, combined with intercom column



6:: Flush-mount flap, combined with intercom column

- ✓ Choose between stainless steel flaps or flush-mount aluminium slots
- ✓ High quality aluminium
- ✓ Base plate made of steel, galvanised

- ✓ Concealed mounting (from outside)
- ✓ Tailor-made solutions according to customers' requirements
- ✓ Designed to integrate with other gate and fence solutions made by HOLLER
- ✓ Available in two different sizes

With e-commerce becoming increasingly prevalent in the global landscape, uncomplicated and reliable delivery receipt is now more essential than ever before. Our parcel box columns can be fully integrated at the planning stage or retrofitted at a later date.




- ✓ **OPTION 1:** One-time opening - door needs to be opened again
- ✓ **OPTION 2:** Keypad lock - one-time opening with code entry
- ✓ Available in two different sizes
- ✓ Drain channels
- ✓ Wide range of accessories
- ✓ Tailor-made solutions according to customers' requirements
- ✓ Designed to integrate with other gate and fence solutions made by HOLLER

CONTROL AND INTERCOM COLUMNS

Discover our wide range of aluminium control and intercom columns. Custom-made laser cut with lighting, e. g. house number, cut-outs for intercom system, bell, etc. Absolute weather resistance guarantees a long service life.



HST5



HST21



HST27

Individual equipment for all HOLLER COLUMNS

Our wide range of accessories fulfils all needs and requirements and efficiently complements our products.

Intercom system and video
3 different intercom systems.

GSM video intercom system
Compatible with all mobile or fixed lines, and all telephone providers.

GSM fingerprint
Access by finger scan or smart phone.

And many more....

We have been manufacturing high-quality aluminium gates and fences at our Wagna plant in Austria since 1992.

Curiosity and passionate enthusiasm for technology are our motor and motivation. Our engineering team is focused on the development of innovative solutions but also works on the optimisation of existing products to potentially improve them. We trust in traditional craftsmanship and the most advanced technology to deliver tailor-made solutions for a broad product portfolio.

Our highly qualified team accompanies every project from consulting, planning and technical clarification to shipping. We are on hand even after project completion to provide comprehensive support and service.

Your local partner

Holler Tore GmbH

Dorfstraße 31
8435 WAGNA
AUSTRIA

Tel. +43 3452 86031
Fax +43 3452 75831

mail@holler-tore.at
www.holler-tore.at

